
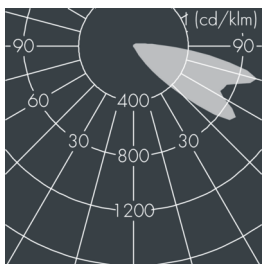
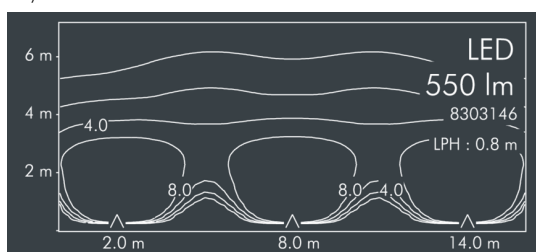


Nightpath

8 303 266 009

5 × 2,5 W, 550 lm, 3000 K warm white, asymmetrical 88°



Customized solutions and modifications are possible: Special RAL, DB or NCS colours as polyester powder coat, luminaires in 2700 K and other colour temperatures and versions for high ambient temperature.

Specification text

housing made of corrosion-resistant die-cast aluminum AlSi12, polyester powder coated by high-quality and UV-stabilized coating process, Colour: white RAL 9002, all exterior parts are stainless steel, tempered prismatic safety glass, anti-reflective coating from 1 side, silicon gasket, with 4 stainless steel screws, wall box: 2 drilled holes \varnothing 6 mm, spacing 145 mm, cable gland: 2 cable glands, connecting terminal: 3 pole, extreme wide beam optical system, highly efficient optics made of transparent thermoplastic for precise lighting tasks, integral control gear, CRI > 80, max 2 SDCM, service life $L_{90}/B_{10} > 50.000$ h, Beam angle (FWHM): 88°, luminous flux: 550 lm, wattage: 13 W, delivered lumens 42 lm/W, protection type IP65, protection class I, impact resistance IK08, dimensions (L×H×W): 180 × 180 × 5 mm, weight 1.8 kg

The modular luminaire design makes the replacement of components possible. The product meets the demands of the applicable EU guidelines and product safety regulations and bears the CE and ENEC marks.



Specification

Wattage	13 W	Beam angle (FWHM)	88°
Delivered lumens	42 lm/W	Housing colour	white RAL 9002
Light source	LED 3000 K	Power supply cable	\varnothing 7 – 11 mm
Color Rendering Index	CRI > 80	Protection type	IP65
Colour tolerance	max 2 SDCM	Protection class	I
Lifetime $t_{a 25^\circ C}$	$L_{90}/B_{10} > 50.000$ h	Impact resistance	IK08
Control gear	on / off	Dimensions	180 × 180 × 5 mm
Input voltage AC	220 – 240 V	Weight	1,80 kg
Input voltage DC	195 – 240 V	Max. ambient temperature t_a	40°
Voltage protection	1 kV L/N 2 kV L/PE		
Luminaires per B16A / C16A	37 / 61		