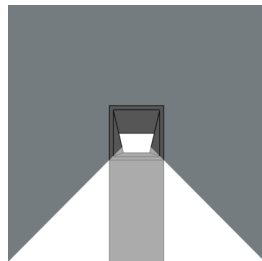
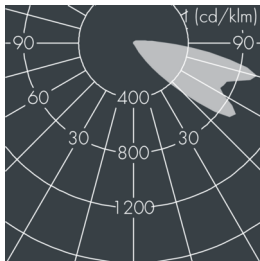
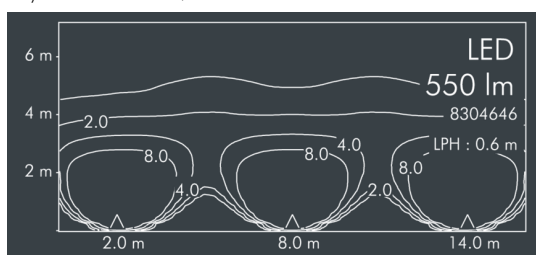


## Nightpath

8 304 666 009

5 × 2,5 W, 550 lm, 3000 K warm white,  
asymmetrical 88° ,



Customized solutions and modifications are possible: Special RAL, DB or NCS colours as polyester powder coat, luminaires in 2700 K and other colour temperatures and versions for high ambient temperature.

## Specification text

housing made of corrosion-resistant die-cast aluminum AlSi12 and extruded aluminum post, cast aluminum base plate, polyester powder coated by high-quality and UV-stabilized coating process, Colour: white RAL 9002, all exterior parts are stainless steel, tempered prismatic safety glass, anti-reflective coating from 1 side, silicon gasket, closure with 4 stainless steel screws, connecting terminal: 3 pole, extreme wide beam optical system, highly efficient optics made of transparent thermoplastic for precise lighting tasks, integral control gear, CRI > 80, max 2 SDCM, service life L90/B10 > 50.000 h, Beam angle (FWHM): 88°, luminous flux: 550 lm, wattage: 13 W, delivered lumens 42 lm/W, protection type IP65, protection class I, impact resistance IK08, windage area 0,11 m<sup>2</sup>, dimensions (L×H×W): 178 × 600 × 131 mm, weight 6.2 kg

The modular luminaire design makes the replacement of components possible. The product meets the demands of the applicable EU guidelines and product safety regulations and bears the CE and ENEC marks.



IP65 IK08

## Specification

Wattage	13 W	Beam angle (FWHM)	88°
Delivered lumens	42 lm/W	Housing colour	white RAL 9002
Light source	LED 3000 K	Power supply cable	Ø 7 – 11 mm
Color Rendering Index	CRI > 80	Protection type	IP65
Colour tolerance	max 2 SDCM	Protection class	I
Lifetime ta 25° C	L90/B10 > 50.000 h	Impact resistance	IK08
Control gear	on / off	Windage area	0,11 m <sup>2</sup>
Input voltage AC	220 – 240 V	Dimensions	178 × 600 × 131 mm
Input voltage DC	195 – 240 V	Weight	6,20 kg
Voltage protection	1 kV L/N   2 kV L/PE	Max. ambient temperature ta	40°
Luminaires per B16A / C16A	37 / 61		