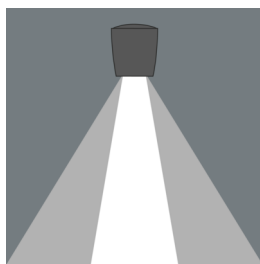
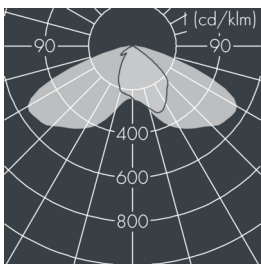
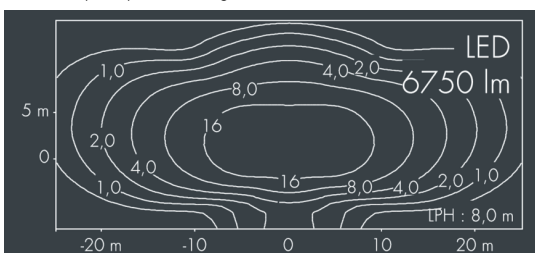


## Monospot 4

8 904 267 189

70 W, 6750 lm, 2700 K warm white, DALI,  
Street Optic  $92^\circ / 143^\circ$



Customized solutions and modifications are possible: Special RAL, DB or NCS colours as polyester powder coat, luminaires in 2700 K and other colour temperatures and versions for high ambient temperature.

## Specification text

housing made of corrosion-resistant die-cast aluminum AlSi12, polyester powder coated by high-quality and UV-stabilized coating process, Colour: white RAL 9002, all exterior parts are stainless steel, tempered safety glass, anti-reflective coating from 1 side, dark screenprint, silicon gasket, closure with 3 stainless steel screws, for installation on poles  $\varnothing 60 - 100$  mm, tiltable base made of powder coated aluminum, 2 drilled holes  $\varnothing 9$  mm, spacing 95 mm, 1 centre hole  $\varnothing 13.5$  mm, tilt range:  $90^\circ, 360^\circ$  adjustable, cable gland: M20, connecting terminal: 5 pole, lens for batwing light distribution made of highly efficient optical silicon, integral driver (DALI), CRI > 80, max 3 SDCM, service life L80/B20 > 50.000 h, Beam angle (FWHM):  $92^\circ / 143^\circ$ , luminous flux: 6750 lm, wattage: 70 W, delivered lumens 99 lm/W, protection type IP67, protection class I, impact resistance IK08, windage area 0,075 m<sup>2</sup>, dimensions:  $\varnothing 215$  mm, width 240 mm, weight 5.1 kg

The modular luminaire design makes the replacement of components possible. The product meets the demands of the applicable EU guidelines and product safety regulations and bears the CE mark.

IP67 IK08

## Specification

Wattage	70 W	Beam angle (FWHM)	$92^\circ / 143^\circ$
Delivered lumens	99 lm/W	Housing colour	white RAL 9002
Light source	LED 2700 K	Protection type	IP67
Color Rendering Index	CRI > 80	Protection class	I
Colour tolerance	max 3 SDCM	Impact resistance	IK08
Lifetime ta 25° C	L80/B20 > 50.000 h	Windage area	0,075m <sup>2</sup>
Control gear	DALI	Dimensions	$\varnothing 215$ mm, width 240 mm
Input voltage AC	220 – 240 V	Weight	5,10 kg
Input voltage DC	195 – 255 V	Max. ambient temperature ta	35°
Voltage protection	2 kV L/N   4 kV L/PE		
Luminaires per B16A / C16A	10 / 16		