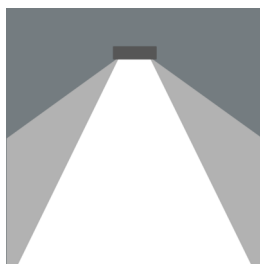
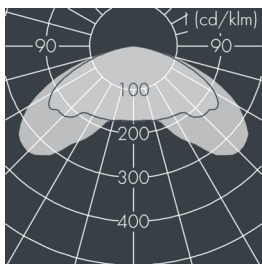
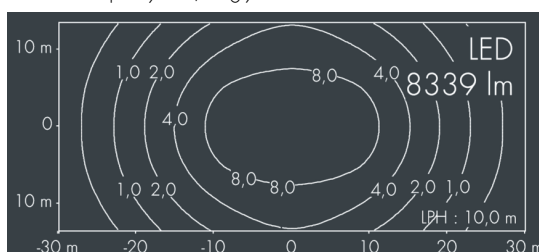


Monospace

8 252 465 009

2 × 55 W, 8339 lm, 4000 K neutral white,
Comfort Optic 71° / 139°



Customized solutions and modifications are possible: Special RAL, DB or NCS colours as polyester powder coat, luminaires in 2700 K and other colour temperatures and versions for high ambient temperature.

Specification text

housing made of corrosion-resistant die-cast aluminum AlSi12, polyester powder coated by high-quality and UV-stabilized coating process, Colour: white RAL 9002, all exterior parts are stainless steel, tempered high efficiency safety glass, anti-reflective coating from 1 side, dark screenprint, silicon gasket, closure with 4 stainless steel screws, with pole top fitter for 2 luminaires for poles Ø 60/76 mm, 3 M8 grub screws, tilt range: 7°, cable gland: M20, micro-prism optic directs light under defined angles and achieves, together with shielded LEDs, perfect glare control, integral control gear, CRI > 80, 3 SCDM, service life L80/B20 > 50.000 h, Beam angle (FWHM): 71° / 139°, luminous flux: 8339 lm, wattage: 110 W, delivered lumens 76 lm/W, protection type IP67, protection class II, impact resistance IK08, windage area 0,063 m², dimensions (L×H×W): 924 × 67 × 308 mm, weight 9.8 kg

The modular luminaire design makes the replacement of components possible. The product meets the demands of the applicable EU guidelines and product safety regulations and bears the CE and ENEC marks.



IP 67 IK 08

Specification

| | | | |
|----------------------------|----------------------|-----------------------------|---------------------|
| Wattage | 110 W | Beam angle (FWHM) | 71° / 139° |
| Delivered lumens | 76 lm/W | Housing colour | white RAL 9002 |
| Light source | LED 4000 K | Power supply cable | Ø 5 – 14 mm |
| Color Rendering Index | CRI > 80 | Protection type | IP67 |
| Colour tolerance | 3 SCDM | Protection class | II |
| Lifetime ta 25° C | L80/B20 > 50.000 h | Impact resistance | IK08 |
| Control gear | on / off | Windage area | 0,063m ² |
| Input voltage AC | 220 – 240 V | Dimensions | 924 × 67 × 308 mm |
| Input voltage DC | 220 – 240 V | Weight | 9,80 kg |
| Voltage protection | 6 kV L/N 8 kV L/PE | Max. ambient temperature ta | 35° |
| Luminaires per B16A / C16A | 10 / 16 | | |