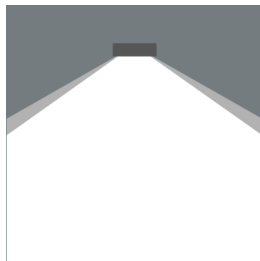
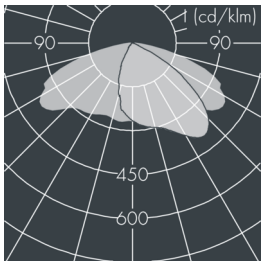
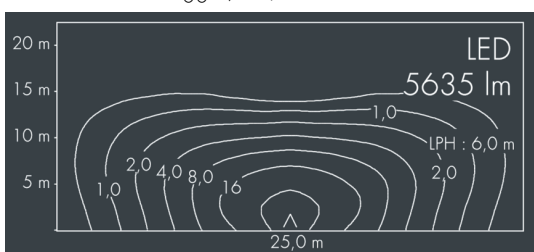


Monospace

8 252 366 059

4 × 11,5 W, 5635 lm, 3000 K warm white,
lateral wide beam 33° / 148°



Customized solutions and modifications are possible: Special RAL, DB or NCS colours as polyester powder coat, luminaires in 2700 K and other colour temperatures and versions for high ambient temperature.

Specification text

housing made of corrosion-resistant die-cast aluminum AlSi12, polyester powder coated by high-quality and UV-stabilized coating process, Colour: white RAL 9002, all exterior parts are stainless steel, tempered high efficiency safety glass, anti-reflective coating from 1 side, dark screenprint, silicon gasket, closure with 4 stainless steel screws, with pole top fitter for 1 luminaire for poles Ø 60/76 mm, 3 M8 grub screws, tilt range: 7°, cable gland: M20, with 8 m cable H05RN-F3G1, connecting terminal: 3 pole, highly efficient metallized PC reflector, integral control gear, CRI > 80, 3 SCDM, service life L80/B20 > 50.000 h, Beam angle (FWHM): 33° / 148°, luminous flux: 5635 lm, wattage: 46 W, delivered lumens 122 lm/W, protection type IP67, protection class II, impact resistance IK08, windage area 0,063 m², dimensions (L×H×W): 362 × 67 × 308 mm, weight 5.1 kg

The modular luminaire design makes the replacement of components possible. The product meets the demands of the applicable EU guidelines and product safety regulations and bears the CE and ENEC marks.



Specification

Wattage	46 W	Beam angle (FWHM)	33° / 148°
Delivered lumens	122 lm/W	Housing colour	white RAL 9002
Light source	LED 3000 K	Power supply cable	Ø 5 – 14 mm
Color Rendering Index	CRI > 80	Protection type	IP67
Colour tolerance	3 SCDM	Protection class	II
Lifetime ta 25° C	L80/B20 > 50.000 h	Impact resistance	IK08
Control gear	on / off	Windage area	0,063m ²
Input voltage AC	220 – 240 V	Dimensions	362 × 67 × 308 mm
Input voltage DC	220 – 240 V	Weight	5,10 kg
Voltage protection	4 kV L/N 2 kV L/PE	Max. ambient temperature ta	35°
Luminaires per B16A / C16A	30 / 51		