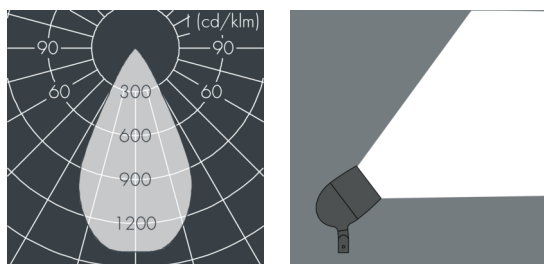
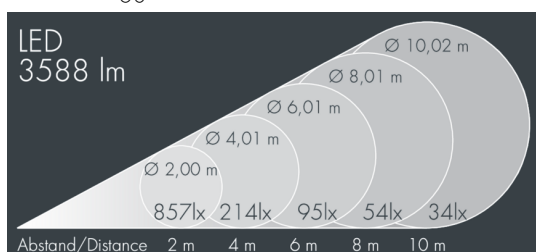


Metaspot 2

8 242 266 059

35 W, 3588 lm, 3000 K warm white,
wide beam 53°




Customized solutions and modifications are possible: Special RAL, DB or NCS colours as polyester powder coat, luminaires in 2700 K and other colour temperatures and versions for high ambient temperature.

Specification text

housing made of corrosion-resistant die-cast aluminum AlSi12, polyester powder coated by high-quality and UV-stabilized coating process, Colour: white RAL 9002, all exterior parts are stainless steel, tempered safety glass, anti-reflective coating from 1 side, dark screenprint, silicon gasket, tool-free twist closure, for installation on poles \varnothing 60 - 100 mm, tiltable base made of powder coated aluminum, 2 drilled holes \varnothing 9 mm, spacing 95 mm, 1 centre hole \varnothing 40 mm, tilt range: 90°, 360° adjustable, cable gland: M20, connecting terminal: 3 pole, light source completely shielded, high gloss aluminium reflector, integral driver (AC/DC), CRI > 80, 3, service life L90/B10 > 50.000 h, Beam angle (FWHM): 53°, luminous flux: 3588 lm, wattage: 35 W, delivered lumens 103 lm/W, protection type IP65, protection class I, impact resistance IK08, windage area 0,042 m², dimensions: \varnothing 176 mm, width 245 mm, weight 3.6 kg

The modular luminaire design makes the replacement of components possible. The product meets the demands of the applicable EU guidelines and product safety regulations and bears the CE mark.

 IP65 IK08

Specification

| | | | |
|----------------------------|-----------------------|-----------------------------|------------------------------------|
| Wattage | 35 W | Beam angle (FWHM) | 53° |
| Delivered lumens | 103 lm/W | Housing colour | white RAL 9002 |
| Light source | LED 3000 K | Power supply cable | \varnothing 6 – 13 mm |
| Color Rendering Index | CRI > 80 | Protection type | IP65 |
| Colour tolerance | 3 | Protection class | I |
| Lifetime ta 25° C | L90/B10 > 50.000 h | Impact resistance | IK08 |
| Control gear | on / off | Windage area | 0,042m ² |
| Input voltage AC | 220 – 240 V | Dimensions | \varnothing 176 mm, width 245 mm |
| Input voltage DC | 220 – 240 V | Weight | 3,60 kg |
| Voltage protection | 6 kV L/N 10 kV L/PE | Max. ambient temperature ta | 45° |
| Luminaires per B16A / C16A | 20 / 33 | | |