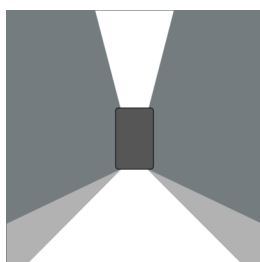
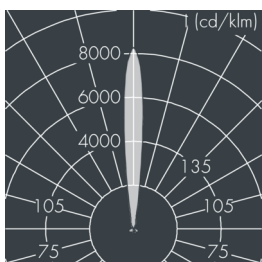
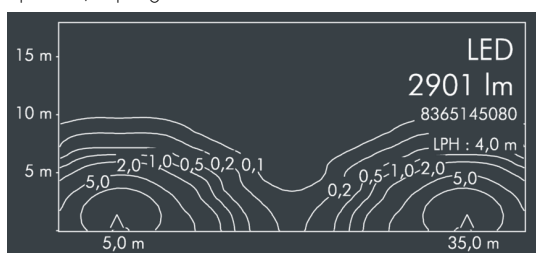


Highrise

8 365 165 189

2 × 18 W, 2901 lm, 4000 K neutral white, DALI, narrow beam up, lateral wide beam down up 10° / up 138°



Customized solutions and modifications are possible: Special RAL, DB or NCS colours as polyester powder coat, luminaires in 2700 K and other colour temperatures and versions for high ambient temperature.

Specification text

housing made of corrosion-resistant die-cast aluminum AlSi12, polyester powder coated by high-quality and UV-stabilized coating process, Colour: white RAL 9002, all exterior parts are stainless steel, tempered high efficiency safety glass, anti-reflective coating from 1 side, dark screenprint, silicon gasket, wall box with 2 stainless steel screws, wall box: 2 drilled holes Ø 6 mm, spacing 150 mm, cable gland: 2x Ø 7-10 mm, connecting terminal: 5 pole, highly efficient aluminum reflector, lens made of optical silicon, integral driver (DALI), CRI > 80, max 3 SDCM, service life L80/B20 > 50.000 h, Beam angle (FWHM): up 10° / up 138°, luminous flux: 2901 lm, wattage: 32 W, delivered lumens 91 lm/W, protection type IP65, protection class I, impact resistance IK08, windage area 0,03 m², dimensions (L×H×W): 153 × 199 × 118 mm, weight 2.8 kg

The modular luminaire design makes the replacement of components possible. The product meets the demands of the applicable EU guidelines and product safety regulations and bears the CE mark.

 IP65 IK08

Specification

| | | | |
|----------------------------|----------------------|-----------------------------|--------------------|
| Wattage | 32 W | Beam angle (FWHM) | up 10° / up 138° |
| Delivered lumens | 91 lm/W | Housing colour | white RAL 9002 |
| Light source | LED 4000 K | Protection type | IP65 |
| Color Rendering Index | CRI > 80 | Protection class | I |
| Colour tolerance | max 3 SDCM | Impact resistance | IK08 |
| Lifetime ta 25° C | L80/B20 > 50.000 h | Windage area | 0,03m ² |
| Control gear | DALI | Dimensions | 153 × 199 × 118 mm |
| Input voltage AC | 220 – 240 V | Weight | 2,80 kg |
| Input voltage DC | 220 – 240 V | Max. ambient temperature ta | 35° |
| Voltage protection | 2 kV L/N 4 kV L/PE | | |
| Luminaires per B16A / C16A | 50 / 85 | | |