
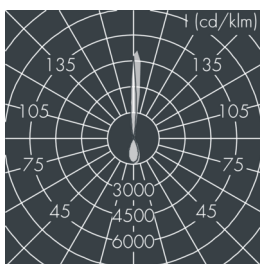
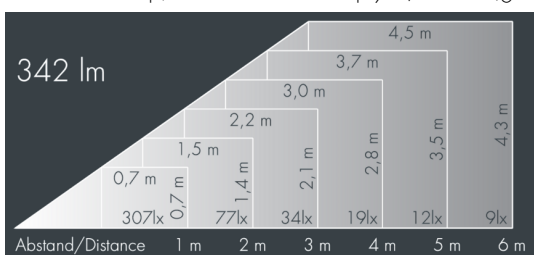


Gemini 1

8 337 455 009

2 × 2,5 W, 339 lm, 4000 K neutral white,
narrow beam up, wide beam down up 7° / down 45°



Customized solutions and modifications are possible: Special RAL, DB or NCS colours as polyester powder coat, luminaires in 2700 K and other colour temperatures and versions for high ambient temperature.

Specification text

housing made of corrosion-resistant die-cast aluminum AlSi12, polyester powder coated by high-quality and UV-stabilized coating process, Colour: silver grey, all exterior parts are stainless steel, tempered high efficiency safety glass, anti-reflective coating from 1 side, dark screenprint, silicon gasket, wall box: 2 drilled holes \varnothing 6 mm, spacing 64 mm, one cable entry for recessed or surface mounted cable \varnothing 7-10 mm, cable gland: \varnothing 7-10 mm, recessed or surface mounted cable, connecting terminal: 3 pole, highly efficient optics made of transparent thermoplastic for precise lighting tasks, integral driver (AC/DC), CRI > 80, max 2 SDCM, service life $L_{90}/B_{10} > 50.000$ h, Beam angle (FWHM): up 7° / down 45°, luminous flux: 339 lm, wattage: 5 W, delivered lumens 68 lm/W, protection type IP65, protection class I, impact resistance IK08, windage area 0,01 m², dimensions (L×H×W): 86 × 110 × 69 mm, weight 0.6 kg

The modular luminaire design makes the replacement of components possible. The product meets the demands of the applicable EU guidelines and product safety regulations and bears the CE mark.

IP65 IK08

Specification

| | | | |
|-------------------------------|----------------------------|--------------------------------|-------------------------|
| Wattage | 5 W | Beam angle (FWHM) | up 7° / down 45° |
| Delivered lumens | 68 lm/W | Housing colour | silver grey |
| Light source | LED 4000 K | Power supply cable | \varnothing 7 – 11 mm |
| Color Rendering Index | CRI > 80 | Protection type | IP65 |
| Colour tolerance | max 2 SDCM | Protection class | I |
| Lifetime $t_{a 25^{\circ} C}$ | $L_{90}/B_{10} > 50.000$ h | Impact resistance | IK08 |
| Control gear | on / off | Windage area | 0,01 m ² |
| Input voltage AC | 100 – 240 V | Dimensions | 86 × 110 × 69 mm |
| Input voltage DC | 135 – 335 V | Weight | 0,60 kg |
| Voltage protection | 2 kV L/N 2 kV L/PE | Max. ambient temperature t_a | 40° |
| Luminaires per B16A / C16A | 157 / 317 | | |