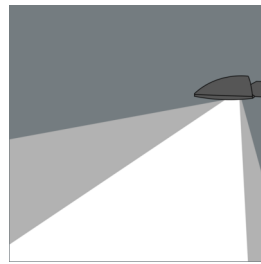
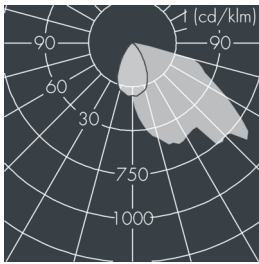
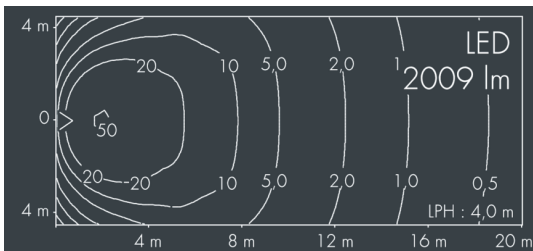


## Fluxa Mini

8 290 065 149

26 W, 2009 lm, 4000 K neutral white, DALI, asymmetrical 50°



Customized solutions and modifications are possible: Special RAL, DB or NCS colours as polyester powder coat, luminaires in 2700 K and other colour temperatures and versions for high ambient temperature.

## Specification text

housing made of corrosion-resistant die-cast aluminum AlSi12, polyester powder coated by high-quality and UV-stabilized coating process, Colour: white RAL 9002, all exterior parts are stainless steel, tempered safety glass, anti-reflective coating from 1 side, silicon gasket, closure with 4 stainless steel screws, mounting bracket powder coated aluminum with tilt scale: 4 drilled holes  $\varnothing$  8.5 mm, spacing 70 mm (120 mm), 1 centre hole  $\varnothing$  17 mm, tilt range:  $210^\circ$ , cable gland: M16, connecting terminal: 5 pole, highly efficient anodized rotationally symmetrical reflector with matt finish, integral, dimmable driver (DALI), CRI > 70, max 3 SDCM, service life  $L_{90/B10} > 50.000$  h, luminous flux: 2009 lm, wattage: 26 W, delivered lumens 76 lm/W, protection type IP65, protection class I, impact resistance IK08, windage area 0,047 m<sup>2</sup>, dimensions (LxHxW): 250 x 89 x 185 mm, weight 2.3 kg

The modular luminaire design makes the replacement of components possible. The product meets the demands of the applicable EU guidelines and product safety regulations and bears the CE mark.

 IP65 IK08

## Specification

Wattage	26 W	Housing colour	white RAL 9002
Delivered lumens	76 lm/W	Power supply cable	$\varnothing$ 7 – 9 mm
Light source	LED 4000 K	Protection type	IP65
Color Rendering Index	CRI > 70	Protection class	I
Colour tolerance	max 3 SDCM	Impact resistance	IK08
Lifetime ta 25° C	$L_{90/B10} > 50.000$ h	Windage area	0,047m <sup>2</sup>
Control gear	DALI	Dimensions	250 x 89 x 185 mm
Input voltage AC	220 – 240 V	Weight	2,30 kg
Input voltage DC	195 – 250 V	Max. ambient temperature ta	35°
Voltage protection	2 kV L/N   4 kV L/PE		
Luminaires per B16A / C16A	50 / 85		